

Summer Work Packet for MPH Math Classes

**Students going into Math 7
Sept. 2017**

Name: _____

This packet is designed to help students stay current with their math skills.

Each math class expects a certain level of number sense, algebra sense or graph sense in order to be successful in the course.

These problems need to be completed in the space provided, or a separate sheet of paper, by the first day of class. Be sure to show all work.

If you have any questions, please email Mr. Schroth at sreeve@mphschool.org or Mrs. Meehan at dmeehan@mphschool.org .

You will need a TI-84 or TI-84+ calculator for this class.

Adding Fractions- Remember that you must have a common denominator to add fractions. You can work the problems across (horizontally) or up and down (vertically).

Example 1: $\frac{3}{4} + \frac{5}{6} =$
 $\frac{9}{12} + \frac{10}{12} =$
 $\frac{19}{12} = 1\frac{7}{12}$

Example 2: $\frac{2}{3} = \frac{4}{6}$

$$\begin{array}{r} + \frac{1}{2} = \frac{3}{6} \\ \hline \end{array}$$

$$\frac{7}{6} = 1\frac{1}{6}$$

1. $2\frac{1}{6} + 3\frac{5}{6} =$

5. $\frac{3}{4}$
 $+ \frac{4}{7}$

2. $3\frac{2}{9}$
 $+ 4\frac{1}{6}$

6. $6\frac{3}{8}$
 $+ 2\frac{3}{32}$

3. $4\frac{7}{12}$
 $+ 1\frac{5}{8}$

7. $3\frac{7}{10}$
 $+ 2\frac{4}{15}$

4. $5\frac{1}{4}$
 $+ 2\frac{3}{10}$

8. $\frac{8}{9}$
 $+ \frac{8}{15}$

Subtracting Fractions- Remember that you must have a common denominator to subtract fractions. You can work the problems across (horizontally) or up and down (vertically).

Example 1: $\frac{3}{4} - \frac{5}{8} =$
 $\frac{6}{8} - \frac{5}{8} = \frac{1}{8}$

Example 2: $\frac{2}{3} = \frac{10}{15}$
 $-\frac{1}{5} = \frac{3}{15}$

 $\frac{7}{15}$

9. $\frac{17}{21} - \frac{8}{21} =$

13. $3\frac{3}{4}$
 $-1\frac{4}{9}$

10. $4\frac{2}{9}$
 $-3\frac{1}{6}$

14. $5\frac{3}{8}$
 $-2\frac{7}{10}$

11. $6\frac{7}{12}$
 $-2\frac{5}{9}$

15. $6\frac{7}{10}$
 $-3\frac{4}{5}$

12. $7\frac{1}{4}$
 $-3\frac{3}{10}$

16. $4\frac{5}{9}$
 $-3\frac{4}{5}$

Multiplying fractions: When you are multiplying fractions, you do not need a common denominator. You must first change any whole number or mixed number to an improper fraction. Remember when you are multiplying fractions it is easier to simplify first, if possible, and then multiply the numerators and multiply the denominators.

EXAMPLE: $\frac{24}{25} \times \frac{15}{28} = \frac{6}{5} \times \frac{3}{7} = \frac{18}{35}$

EXAMPLE: $4\frac{2}{3} \times 15 = \frac{14}{3} \times \frac{15}{1} = 14 \times 5 = 70$

17. $\frac{2}{3} \times \frac{1}{2} =$

22. $\frac{1}{8} \times \frac{1}{3} =$

18. $6\frac{3}{4} \times \frac{2}{9} =$

23. $8\frac{3}{4} \times 7\frac{1}{9} =$

19. $2\frac{2}{27} \times 3\frac{3}{8} =$

24. $\frac{16}{27} \times \frac{9}{28} =$

20. $18 \times \frac{4}{27} =$

25. $\frac{20}{33} \times 11 =$

21. $6\frac{3}{16} \times \frac{8}{27} =$

26. $\frac{42}{35} \times \frac{10}{21} =$

Dividing fractions: The rule for dividing fractions and mixed numbers is to first convert each number to a fraction (proper or improper). Then keep the first number the same, change the problem to multiplication and use the reciprocal of the second fraction. Now you can follow the rules from multiplication. Be sure your answer is in simplest form.

EXAMPLE: $3\frac{3}{5} \div 2\frac{4}{7} = \frac{18}{5} \div \frac{18}{7} = \frac{18}{5} \times \frac{7}{18} = \frac{7}{5} = 1\frac{2}{5}$

27. $\frac{27}{4} \div \frac{18}{5} =$

31. $\frac{9}{16} \div 3\frac{3}{8} =$

28. $\frac{27}{4} \div \frac{18}{5} =$

32. $18 \div \frac{54}{7} =$

29. $\frac{2}{3} \div \frac{1}{2} =$

33. $6\frac{3}{16} \div 18 =$

30. $6\frac{3}{4} \div 5\frac{5}{8} =$

34. $8\frac{3}{10} \div 7\frac{1}{15} =$

Prime Factorization: Use a *factor tree* to find the prime factors of each number. Remember a prime factor is a number that has exactly 2 factors, 1 and itself.

EXAMPLE: 360

$$\begin{array}{r} 360 \\ 36 \times 10 \\ 4 \times 9 \times 2 \times 5 \\ 2 \times 2 \times 3 \times 3 \times 2 \times 5 \text{ ----- } 2^3 \cdot 3^2 \cdot 5 \end{array}$$

35. 24

39. 80

36. 50

40. 300

37. 72

41. 48

38. 125

42. 64

Write $>$, $<$ or $=$ to compare the following decimals.

43. 3.23 _____ 3.2300

44. 3.2 _____ 2.879

45. 1.22 _____ 2.1

46. 35.9 _____ 35.896

47. 54.3 _____ 54.25

Round each number to the nearest whole number.

48. 6.7 _____

49. 45.3 _____

50. 98.5 _____

51. 560.10 _____

Round each number to the nearest tenth.

52. 0.24 _____

53. 10.68 _____

54. $.407$ _____

55. 9.99 _____

Round each number to the nearest hundredth.

56. 0.3509 _____

57. 4.872 _____

58. $.7759$ _____

59. 2.879 _____

Perform the indication operations. Follow the examples shown below.

Add: Line up the decimal points. $4.56+2.57+33.567+.2534$
 You may insert **zeros** to help you
 keep the columns lined up.

$$\begin{array}{r} 4.5600 \\ 2.5700 \\ 33.5670 \\ + \underline{.2534} \\ 40.9504 \end{array}$$

Subtraction: Line up the decimal points. $303.57 - 89.2534$
 You may insert **zeros** to help you
 keep the columns lined up.

$$\begin{array}{r} 303.5700 \\ - 89.2534 \\ \hline 214.3166 \end{array}$$

Multiplication: Line up the numbers to multiply.
 COUNT up the places after the decimal point
 and mark off that many starting from the right.

$$\begin{array}{r} 6.312 \quad (3 \text{ places}) \\ \times .83 \quad (2 \text{ places}) \\ \hline 18936 \\ \underline{504960} \\ 5.23896 \quad (5 \text{ places}) \end{array}$$

Notice, .83 is less than 1, so your answer is smaller
 than the number you started with.

Division: Move the decimal point to the end of the number on the outside (divisor). Move the
 decimal point the same amount of places for the number inside (dividend) the division sign.
 Place the decimal point in the answer position (quotient). Then, divide.

$$507 \div 7.8 \Rightarrow 7.8 \overline{)507} \Rightarrow 78 \overline{)5070.} \Rightarrow 78 \overline{)5070.} \Rightarrow 78 \overline{)5070.}$$

$$\begin{array}{r} 65. \\ 78 \overline{)5070.} \\ \underline{-468} \\ 390 \\ \underline{-390} \\ 0 \end{array}$$

Add.

60. $62.32 + 17.68$

62. $172.01 + 12 + .1$

61. $625.4 + 87.39$

63. $1.234 + 62.3 + 32.32$

Subtract.

$64.64.5479 - 8.325$

$66. 102.0032 - 17.1$

$65. 75 - 26.4815$

$67. 6.4 - 2.47$

Multiply

$68. 4.67 \times 6.3$

$70. .35 \times .24$

$69. 7.037 \times .26$

$71. 243.56 \times 1000$

Divide.

72. $103.5 \div 4.5$

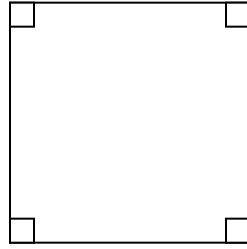
74. $71.25 \div 7.5$

73. $23.52 \div .98$

75. $6308 \div 7.6$

Find **a) the perimeter** and **b) the area** of each shape. Be sure to label shapes (if needed) and write the formula for each problem.


76. A square with a side of 3 meters.
($P = 4s$ and $A = s^2$)




77. A rectangle with width of $8\frac{1}{2}$ inches and length of 10 inches.
($P = 2l + 2w$ and $A = lw$)



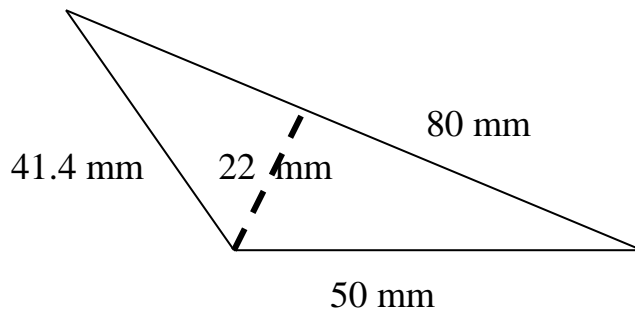
78. A circle of radius 5 cm.
($C = 2\pi r$ and $A = \pi r^2$)



79. A circle of diameter 14 mm (hint: $d = 2r$)
($C = 2\pi r$ and $A = \pi r^2$)

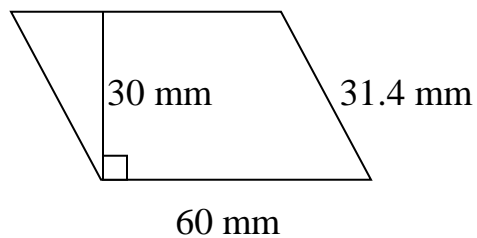


80. A triangle with height 22 mm and base 80 mm.
($A = \frac{1}{2}bh$)

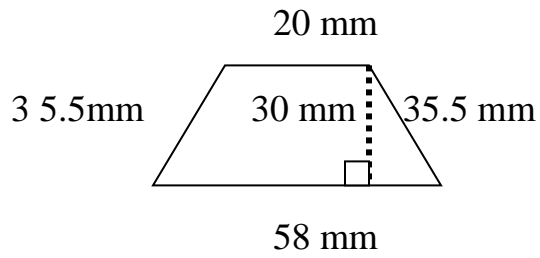


*****For the next 3 you can look up the area formulas on the internet or split the shapes up into triangles and quadrilaterals.*****

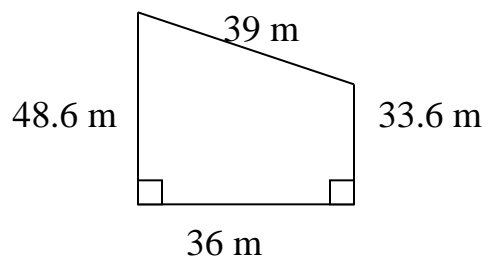
81. Parallelogram



82. Trapezoid



83. Trapezoid



Solve each. Show your work (you may use a proportion, if you would like).

84. One can of pineapple chunks is \$2. How many can you purchase for \$10?

85. One pound of seedless grapes is \$1.99. How much will two and a half pounds cost?

86. If 4 bunches of fennel costs \$9, how much will one bunch cost?

87. If Spence can drive 360 miles on 12 gallons of gasoline, how many miles per gallon does his car get?